PRODUCED BY AN AUTODESK EDUCATIONAL PRODUCT

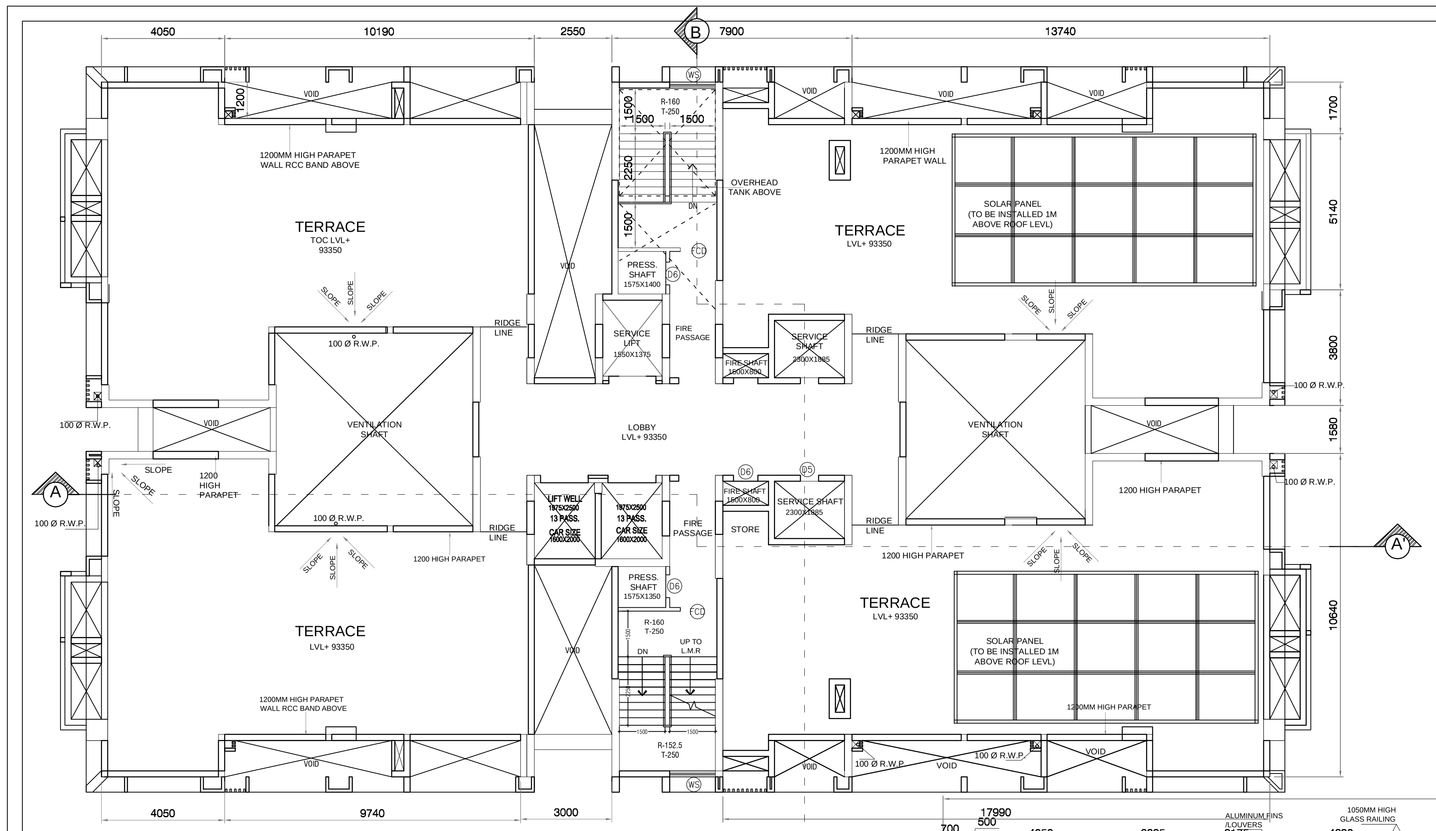


ROOF PLAN

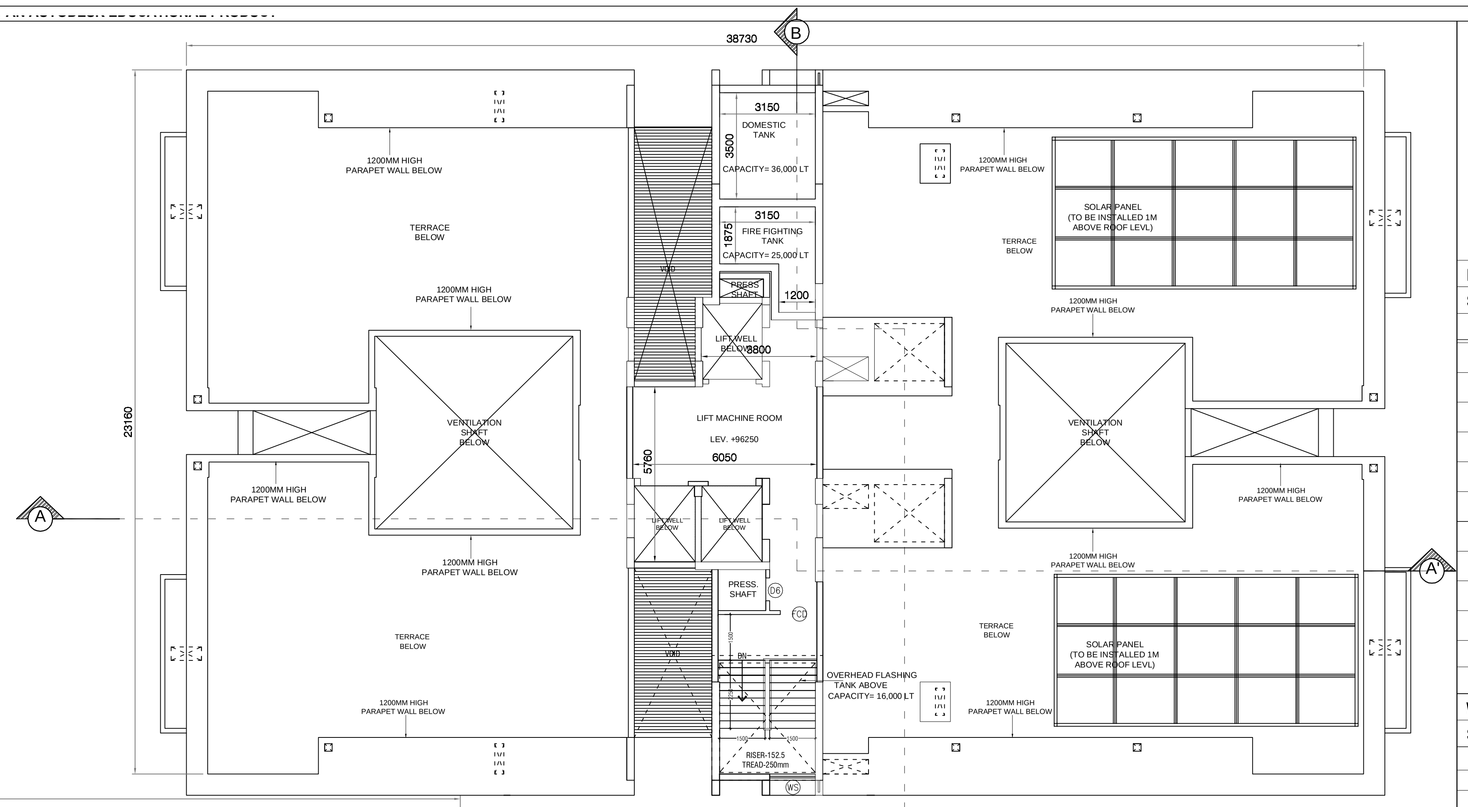


ABOVE ROOF PLAN

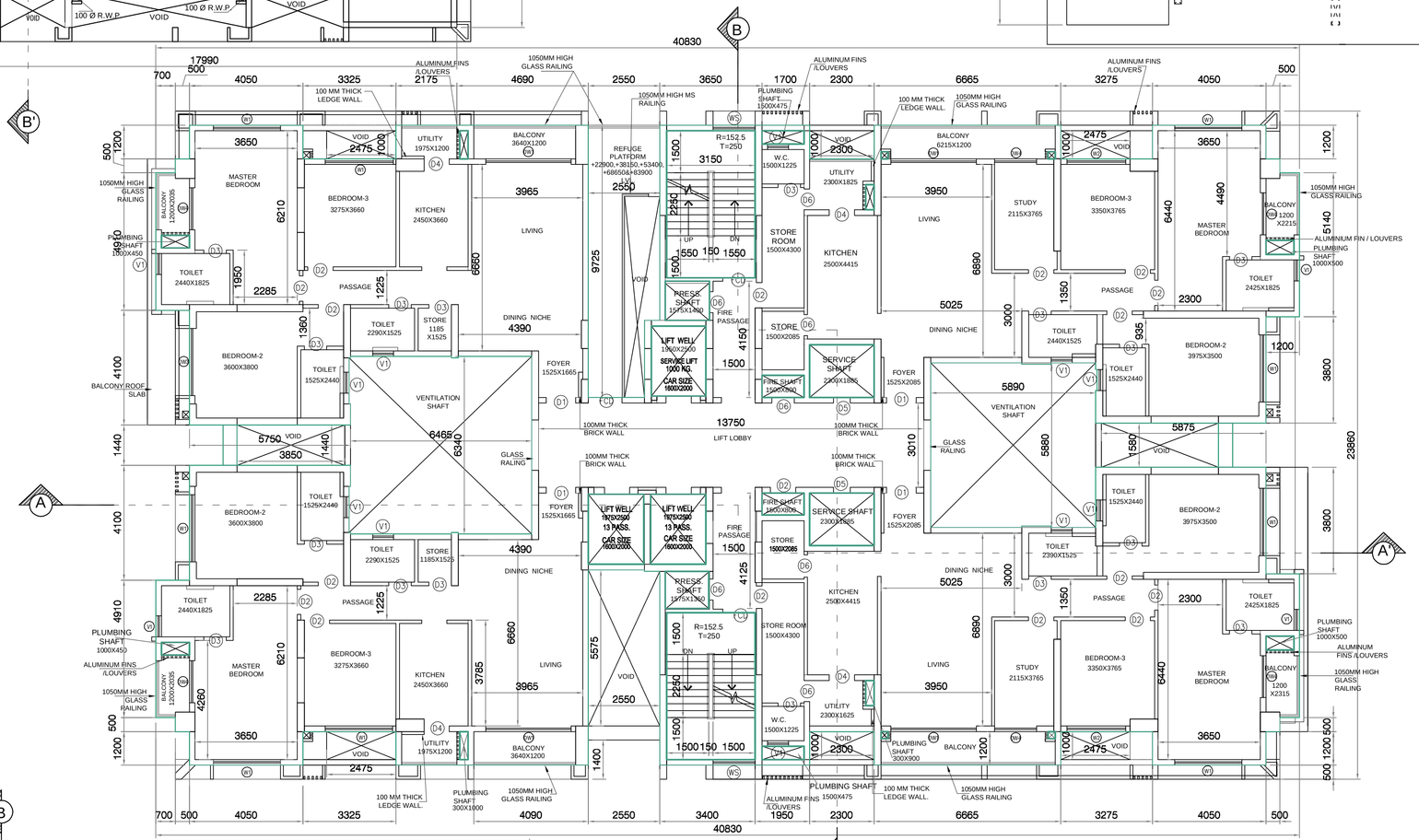


FIRE REFUGE FLOOR PLAN
7,12,17,22,27TH FLOOR

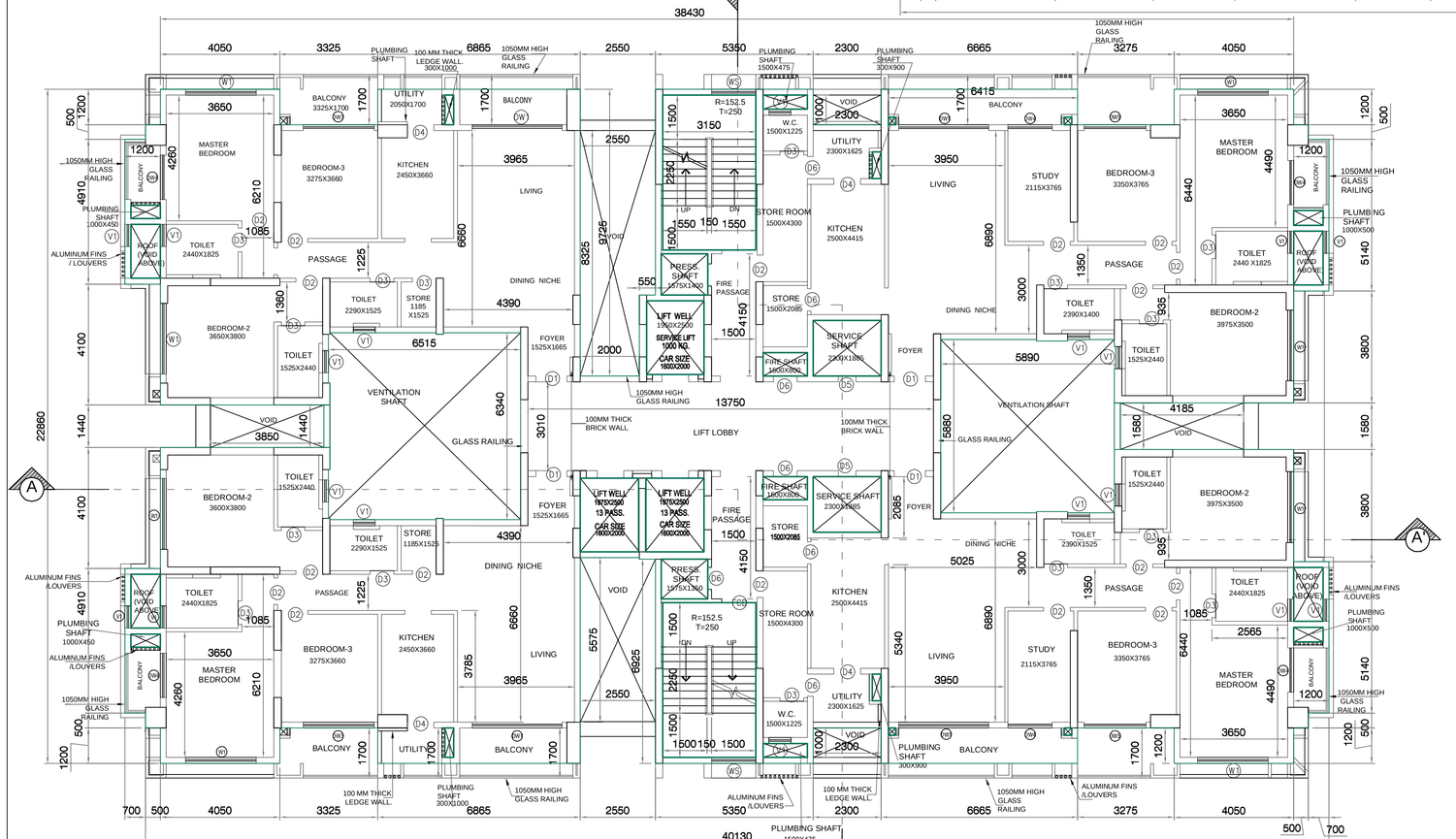


28TH FLOOR PLAN

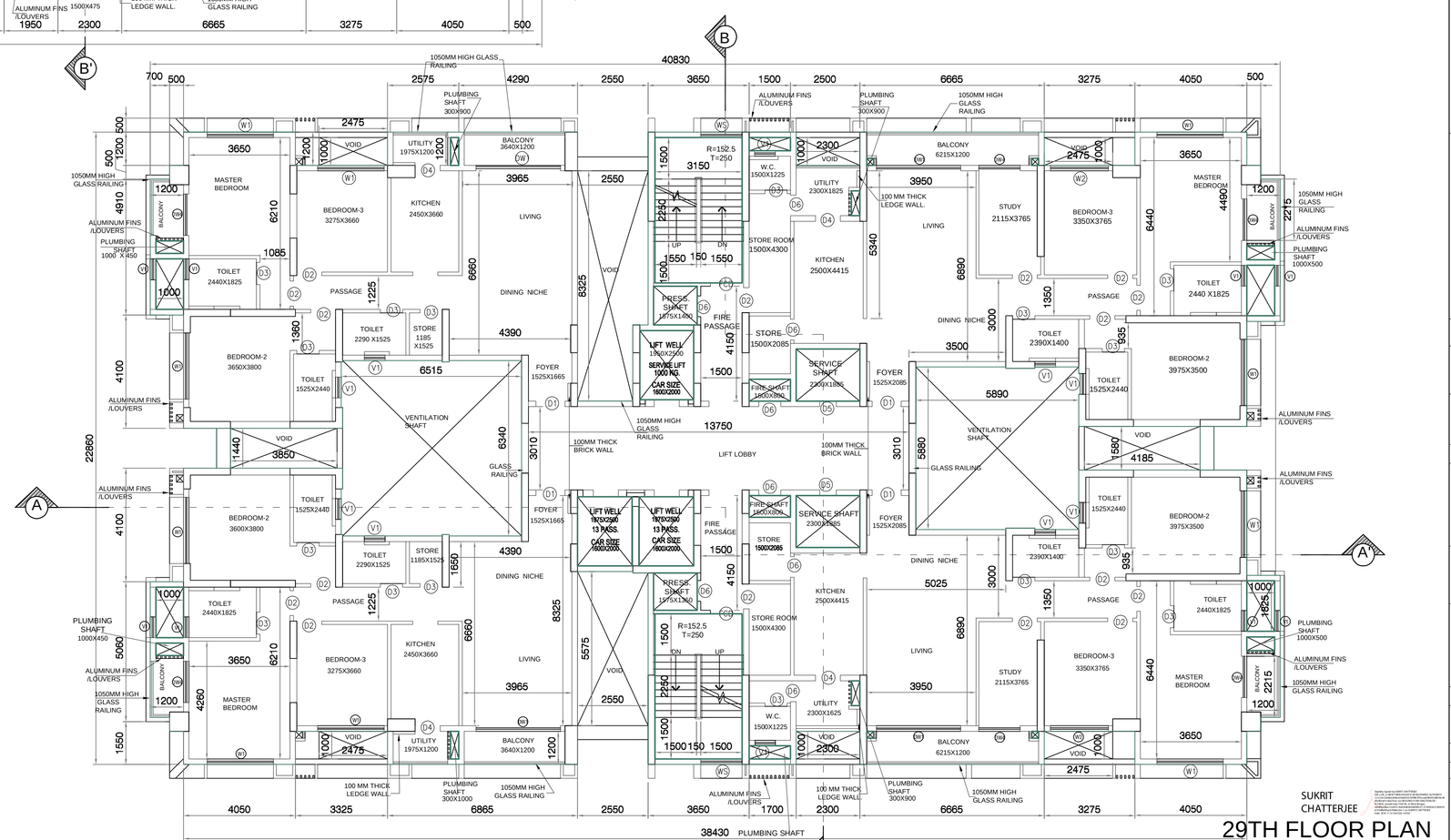


29TH FLOOR PLAN

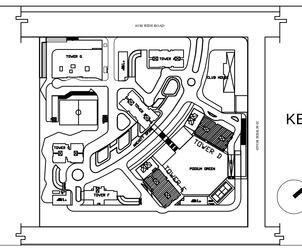

KEY PLAN

NORTH

## DOOR SCHEDULE

| SL. | TYPE | SIZE | SILL HEIGHT | LINTEL HEIGHT |
|---|---|---|---|---|
| 1 | D | 1200X2450mm | - | 2450 |
| 2 | D1 | 1050X2450mm | - | 2450 |
| 3 | D2 | 900X2450mm | - | 2450 |
| 4 | D3 | 800X2450mm | - | 2450 |
| 5 | D4 | 1000X2450mm | - | 2450 |
| 6 | D5 | 600X2150mm | - | 2150 |
| 7 | D6 | 750X2450mm | - | 2450 |
| 8 | FCD | 1200X2150mm | - | 2150 |
| 9 | DW1 | 3050X2450mm | - | 2450 |
| 10 | DW2 | 2750X2450mm | - | 2450 |
| 11 | DW3 | 2400X2450mm | - | 2450 |
| 12 | DW4 | 1500X2450mm | - | 2450 |
| 12 | DW5 | 2100X2450mm | - | 2450 |

## WINDOW SCHEDULE

| SL. | TYPE | SIZE | SILL HEIGHT | LINTEL HEIGHT |
|---|---|---|---|---|
| 1 | W1 | 2400X2000mm | 450 | 2450 |
| 2 | W3 | 1500X1300mm | 1150 | 2450 |
| 3 | W4 | 1200X2000mm | 450 | 2450 |
| 4 | W5 | 750X2000mm | 450 | 2450 |
| 5 | V1 | 750X2000mm | 950 | 2450 |
| 6 | V2 | 600X2000mm | 950 | 2450 |
| 7 | WS | 1500X1300mm | 1150 | 2450 |
| 8 | BW | 3870X2000mm | 450 | 2450 |
| 9 | W1' | 1800X2000mm | 450 | 2450 |
| 10 | W2 | 2100X2000mm | 450 | 2450 |
| 11 | FW | WALL TO WALL WINDOW | | |

NOTES :-

1. ALL DIMENSIONS ARE IN/MM UNLESS OTHERWISE MENTIONED.
2. ALL EXTERNAL WALLS ARE 200 & 250 THK & INTERNAL WALLS ARE 250, 125 & 100 THK. IF NOT STATED IN 1:4 CEMENT SAND MORTAR.
3. ALL PROJECTION ARE 500MM(MAX.)
4. DEPTH OF UNDERGROUND WATER RESERVOIR SHOULD NOT EXCEED THE DEPTH OF FOUNDATION.
5. GRADE OF CONCRETE & GRADE OF STEEL USED ARE M20 & Fe500
6. RESPECTIVELY.
7. ALL ROOF TREATED STRUCTURE.
8. ANY DISCREPANCY IN SCALE, THE WRITTEN DIMENSION SHALL GOVERN.
9. FOR SPECIFICATION OF MATERIALS & WORKMANSHIP N.B.C. 1984 TO BE FOLLOWED.
10. OPEN TERRACE WITH LIME TERRACING OF RATIO 2:2:7.
11. DAMP PROOF COURSE TO BE PROVIDED WITH F.C.C. (1:2:4)
12. THE TOP SLAB OF THE U.G.RESERVOIR UNDER THE DRIVEWAY SHOULD BE STRUCTURALLY SAFE FOR TAKING THE LOAD OF HEAVY VEHICLES LIKE FIRE TENDERS

AMITAVA PAUL
( AUTHORISED SIGNATORY )
FOR TATA HOUSING DEVELOPMENT CO. LTD
PLOT NO-IIG/I, ACTION AREA-II,
RAJARHAT, NEWTOWN, KOLKATA-700 156

SIGNATURE OF OWNER

CERTIFICATE OF THE ARCHITECT

I CERTIFY THAT ALL THE ARCHITECTURAL DRAWINGS OF THE PROJECT AT PLOT NO IIG/7 HAVE BEEN PREPARED BY ME COMPLYING WITH THE NEW TOWN KOLKATA BUILDING RULES,2009.I ALSO CERTIFY THAT THE PLANS AND DRAWINGS PREPARED BY ME COMPLY WITH ALL PROVISIONS REGARDING THE FIRE PROTECTION AS PER THE PREVAILING NATIONAL BUILDING CODE.I SHALL BE HELD RESPONSIBLE IF ANY INCORRECT INFORMATION IS FURNISHED BY ME OR ANY VIOLATION OR PROVISIONS OF THESE RULES OR THE PREVAILING NATIONAL BUILDING CODE IS FOUND IN ANY OF THE DRAWINGS AND DOCUMENTS .SIGNED BY ME AND SUBMITTED TO THE SANCTIONING AUTHORITY FOR OBTAINING SANCTION.

KAMAL KUMAR PERIWAL
ENROLLMENT NO- ACHR/NKDA/10/00016

SIGNATURE OF ARCHITECT

CERTIFIED THAT THE STRUCTURAL DRAWINGS AND DESIGN OF BOTH THE FOUNDATION AND SUPERSTRUCTURE OF THE BUILDING/BUILDINGS HAS BEEN MADE CONSIDERING THE SOIL TEST REPORT(AS PER THESE RULES AND REGULATIONS MADE UNDER THE ACT) AND ALSO CONSIDERING ALL POSSIBLE LOADS, SEISMIC LOADS AND THE MOMENTS GENERATED BY THE PROPOSED STRUCTURE AS PER THE BUREAU OF INDIA STANDARD AND NATIONAL BUILDING CODE OF INDIA AND CERTIFIED THAT IT IS SAFE AND STABLE IN ALL RESPECT AND THESE PROVISIONS SHALL BE ADHERED TO DURING THE CONSTRUCTION.

UTPAL SANTRA
ENROLLMENT NO- STER/NKDA/10/00011

SIGNATURE OF ENGINEER

IT IS CERTIFIED THAT THE COMPREHENSIVE GEO-TECHNICAL REPORT ON SOIL INVESTIGATION HAS BEEN PREPARED BY ME FOR DESIGN AND CALCULATION OF THE FOUNDATION BY ANALYZING THE SOIL SAMPLE FOR ESTIMATING THE BEARING CAPACITY OF THE SOIL ON WHICH FOUNDATION OF THE STRUCTURE WILL BE CONSTRUCTED.

I SHALL ALSO CHECK THE NATURE OF THE SOIL AFTER EXCAVATION AT SITE SO THAT FOUNDATION IS EXTENDED UP TO APPROPRIATE DEPTH THAT HAS BEEN PROPOSED IN THE GEO-TECHNICAL REPORT.

SHYAMAL KUMAR MITRA
ENROLLMENT NO-GTER-HIDCO/09/00010

SIGNATURE OF THE GEO- TECHNICAL ENGINEER

FIRE RECOMMENDATION NOTE:-

"ALL RECOMMENDATIONS OF WBF & ES, BSNL AND CIVIL AVIATION AUTHORITY WILL BE STRICTLY ADHERED TO IN THIS PROJECT".

NOTE:

- LIFT OF OTIS HAS BEEN CONSIDERED.
- SCANNED COPY OF BROCHURE IS ATTACHED ALONG WITH.

PROJECT :

ARCHITECTURAL PLAN OF B+G+29 STORIED RESIDENTIAL COMPLEX AT PLOT IIG /7, NEW TOWN, KOLKATA, ACTION AREA = II
FOR TATA HOUSING DEVELOPMENT COMPANY LTD.

CLIENT: TATA HOUSING DEVELOPMENT COMPANY LTD.

ARCHITECT: MAHESHWARI & ASSOCIATES
37A BAKER ROAD, 2ND FLOOR, ALIPORE,
KOLKATA- 700027.
Tel : 65334966,65228584.

TITLE :

**FIRE REFUGE FLOOR PLAN, 28TH FLOOR PLAN, 29TH FLOOR PLAN, ROOF PLAN, ABOVE ROOF PLAN**

ARCHITECTURAL DRAWING - TOWER D&E (B+G+29)

| NORTH | DRG.NO. | MA/IIG/- I/SUB/ARCH/17 | | |
|---|---|---|---|---|
| | REV. DATE | ********** | REV. NO. | 0 |
| | SCALE | 1:100 | DEALT | SOM |
| | DATE | 14.06.2016 | CHECKED | K.P. |

SUKRIT CHATTERJEE

PRODUCED BY AN AUTODESK EDUCATIONAL PRODUCT